






<p>WRT69734 ALT ROTOR</p>	<p>WST87723 STATOR</p>	<p>RTF50013 Bosch Rectifier</p>
		
<p>BOS1125825338 Bosch DE Bracket</p>	<p>NSK6303M NSK Bearing</p>	<p>BOS1125885240 Bosch SRE Bracket</p>
		
<p>BRG62032RS BEARING</p>	<p>VRG46402 REGULATOR</p>	<p>SLR39121 SLIP RING</p>



BOSCH - 0123505002

ALT20202

 A set of two copper brushes with wooden handles, used for maintaining the commutator of an electric motor.	 A black plastic cover with a circular design and several holes, likely used to protect the motor's internal components.	 A stack of several metal pulleys, which are used to guide and support the drive cables in a vehicle's suspension system.
<p>ABR5089 ALT BRUSH SET</p>	<p>BOS1125500568 PLASTIC COVER</p>	<p>EC41334 Bosch Pulley</p>