













# HITACHI - LR150410F

		
<p>WRT6907 ALT ROTOR</p>	<p>WST8908 STATOR</p>	<p>RTF39973 Hitachi Rectifier</p>
		
<p>BKT40804 Hitachi D E Bracket</p>	<p>BKT40852 Hitachi SRE BRACKET</p>	<p>BRG66925 BEARING</p>
		
<p>VRG4673 REGULATOR</p>	<p>SLR39133 SLIP RING</p>	<p>ABR5532 ALT BR.SET</p>



# HITACHI - LR150410F

 A photograph of the BHD4992 brush holder assembly. It includes a main black metal housing, a smaller metal component, a black circular cap, and two brass-colored screws. A faint "WOOD AUTO" watermark is visible in the background.		
BHD4992 BRUSH HOLDER		